

**PETER CRISS BACK WITH KISS!**

# DRUMMER

**BRETT REED**  
*Rancid Rocks!*

**LENNY  
KRAVITZ**  
CLOSET DRUMMER

**STEVE SMITH**  
SOLO TRICKS

Semisonic  
**TRIPPING DAISY**  
Sprung Monkey

**TESTED!**  
DW SHORT STACK DRUMS

YAMAHA ELECTRONIC  
LATIN PERCUSSION KIT

EARTHWORKS MICROPHONES

VOL. 7, #6 \$3.95 CAN \$4.95  
SEPTEMBER | OCTOBER ISSUE



# BUTCH NORTON

## STICKS & SKINS

*Butch Norton sees a therapist regularly and is a member of the Eels.*



### GRAB THE GAFFER'S TAPE

I've got some new ideas about an old trick — covering your toms with towels. My first recollection of this technique was on a tune called "Come Together" by the Beatles. The late '60s and mid '70s had a lot of these sounds on pop, rock and soul tunes. Duct or gaffer's tape was in high demand because drummers were covering their toms, snares and bass drums to get the deadest sound possible — quite contrary to today's open drum sound, and the electronic drum machine debacle of the '80s.

Drum Key

Hi—Hat w/°stick    Snare    Floor°Tom    Bass

T-shirts, towels, diapers and rags of all different thicknesses will alter the sound of your kit. Old socks are great on the hi-hat. First try laying one old sock inside your hi-hat on the lower cymbal and see how that sounds. Then try letting the toe of the sock hang over the edge of the bottom cymbal so your "chick" is muted.

I recently did a session where I took a plastic garbage bag and lightly taped it to my snare head. The sound was amazing, and it lasted four takes.

Tape a sheet of aluminum foil on your snare or toms, and try using some brushes. Attempt different textures on the cymbals.

Oh yes, try to alter each piece of your kit. You'll be amazed with the new sonic possibilities. Check out some of John Cage's prepared piano pieces. You won't believe they're pianos! Experiment, open your mind, and your ears.


Here are couple beats you can mess around with. Play Ex. 1 four times, then switch parts without stopping between the two patterns. Then add the bass drum on all four beats. This exercise will help develop leading with your weaker hand. And for good measure, Ex. 2 gives you a funky beat to add to your patterns. Lay it down thick! Don't go too quick!

#### Example #1

start at ♩ = 60

#### Example #2

# Hot Jazz... Cool Pads



## REALFEEL®

**HQ** HQ Percussion Products  
P.O. Box 430065  
St. Louis, MO 63143 U.S.A.

RealFeel Practice Pads are used by the most influential drummers in the world today. ▼ Made in 6" and 12" sizes with six different models. ▼ Available at your favorite drum retailer. ▼ Also, check out the new RealFeel Timetable: the most versatile practice device ever!

— HQ: The Originator, Not An Imitator —


Brancato




Gottlieb




Morello



Reedus



Allen



Bailey